

# HENRY SCHEIN® BRAND

EXCEPTIONAL DENTAL INSTRUMENTS



# HENRY SCHEIN® BRAND

## Maxima® PRO




MAXIMA PRO .....(112-5017)  
MAXIMA MINI PRO....(112-5018)




MAXIMA PRO LTC .....(112-5019)  
MAXIMA MINI PRO LTC.(112-5020)

## Maxima® PRO 45



MAXIMA PRO 45 .....(112-6771)  
MAXIMA PRO 45L .....(112-6772)

## Maxima® ELITE



MAXIMA ELITE 1:5 .....(112-5681)  
MAXIMA MINI ELITE 1:5..(112-5813)

## PRECISION-TORQUE™



PUSH-BUTTON  
4-HOLE.....(102-4339)  
PUSH-BUTTON  
FIBER-OPTIC 5-HOLE (102-7556)



NO LUBE PUSH-BUTTON  
4-HOLE.....(112-5450)  
NO LUBE PUSH-BUTTON  
FIBER-OPTIC 5-HOLE (112-5451)

## C-TYPE



MANUAL CHUCK .....(112-4122)  
MINI MANUAL CHUCK ..(112-5578)



PUSH-BUTTON.....(112-6287)  
MINI PUSH-BUTTON....(112-5579)

## Maxima® LOW-SPEED ATTACHMENTS



MAXIMA® M ATTACHMENTS  
FOR USE WITH SHORTY® AND RHINO XP® MOTORS.  
CONTRA ANGLE SHEATH ....(112-5742)  
STRAIGHT ATTACHMENT....(112-3972)  
LATCH HEAD.....(112-6007)  
PUSH-BUTTON LATCH HEAD (112-6005)



MAXIMA® S ATTACHMENTS  
FOR USE WITH TITAN® I, II, AND 3 MOTORS.  
MOTOR TO ANGLE .....(112-4150)  
STRAIGHT ATTACHMENT....(112-5901)  
LATCH HEAD.....(112-6006)  
PUSH-BUTTON LATCH HEAD (112-6004)



MAXIMA® N ATTACHMENTS  
FOR USE WITH NSK® STYLE E-TYPE SYSTEMS  
CONTRA ANGLE SHEATH ....(112-6015)  
STRAIGHT ATTACHMENT....(112-6017)  
LATCH HEAD.....(112-6013)  
PUSH-BUTTON LATCH HEAD (112-6012)

## Maxima® T-STYLE



20,000 RPM MOTOR .....(112-5542)  
5000 RPM MOTOR.....(112-5538)  
STRAIGHT ATTACHMENT.....(112-5536)  
CONTRA ANGLE.....(112-5537)  
PROPHY HEAD.....(112-5539)  
PUSH-BUTTON HEAD ... (112-5543)  
LATCH HEAD.....(112-5540)  
TORQUE MULTIPLIER ... (112-5541)

## CLEANERS AND LUBRICANTS



SPRAY & CLEAN..... (102-8721)  
MASTER LUBRICANT ... (112-6770)

## MASTER TORQUE II — E-TYPE AIRMOTOR



5500 RPM SYSTEM..... (900-4629)  
 22,000 RPM SYSTEM..... (900-4628)

5000 RPM MOTOR ..... (102-4606)  
 20,000 RPM MOTOR ..... (102-5106)  
 STRAIGHT ATTACHMENT 1:1.. (102-4540)  
 STRAIGHT ATTACHMENT 4:1.. (102-4540)  
 CONTRA ANGLE SHEATH 1:1 .. (102-4542)

CONTRA ANGLE SHEATH 4:1 .. (102-6953)  
 FRICTION GRIP HEAD ..... (102-5461)  
 PROPHY HEAD SNAP-ON ..... (102-4544)  
 LATCH HEAD ..... (102-7859)

## MASTER TORQUE ST — ACCLEAN®




MASTER TORQUE ST ..... (112-5997)

ACCLEAN® HYGIENIST..... (112-5544)

ACCLEAN® AIR SCALER..... (900-4012)

## LABORATORY HANDPIECE SYSTEMS



MASTER L35..... (112-5641)

MAXIMA XL..... (112-5030)

## CURING LIGHTS & UNITS



MAXIMA RU1200..... (112-6227)

MAXIMA LED ..... (900-4591)

MAXIMA LIGHT METER ..... (112-6018)



CU-1000..... (900-4552)

EASYCURE..... (112-5640)

# Maxima<sup>®</sup> PRO

by  HENRY SCHEIN<sup>®</sup>

## GOLD SERIES

### HIGH PERFORMANCE

among the quietest and most powerful handpieces in its category

### ANGLED HEAD

for improved access and visibility

### CERAMIC BEARING TECHNOLOGY

for quiet, smooth, extended operation

### ERGONOMIC DESIGN WITH CLEAN CONTOURS

reduces hand fatigue, increases control, and cleans easily

### STANDARD HEAD WITH 4-PORT SPRAY

for optimum cooling and faster cutting speed

### MINI HEAD MODELS

compact head provides unsurpassed access

### PUSH-BUTTON AUTOCHUCK

for fast, effortless bur changing

### AFFORDABLE COST OF OWNERSHIP

quality repairs for less than half of other leading brands

### LTC MODELS FEATURE INNOVATIVE LED TECHNOLOGY

for ideal illumination and unrivaled visibility and longevity

### CELLULAR GLASS ROD OPTICS

provide intense and absolute light coverage and resist deterioration

### MULTIFLEX CONNECTION

the industry standard for premium handpieces



ALL THE FEATURES YOU WANT IN A PREMIUM  
PRODUCT WITHOUT THE PREMIUM PRICE



*Maxima*<sup>®</sup> *PRO* .....(112-5017)  
 Fixed 4-hole connection • Standard head with 4-port spray  
 Push-button autochuck • 1-year warranty



*Maxima*<sup>®</sup> *Mini PRO* .....(112-5018)  
 Fixed 4-hole connection • Compact mini head  
 Push-button autochuck • 1-year warranty



*Maxima*<sup>®</sup> *PRO LTC* ..... (112-5019)  
 MULTIflex connection with glass rod optics & LED option •  
 Standard head with 4-port spray • Push-button autochuck • 1-  
 year warranty



*Maxima*<sup>®</sup> *Mini PRO LTC* ..... (112-5020)  
 MULTIflex connection with glass rod optics & LED option  
 Compact mini head • Push-button autochuck  
 1-year warranty

*LTC MULTIFLEX LED COUPLERS*  
 COUPLER 6-PIN

FIBER-OPTIC COUPLER 6-PIN  
 (112-5021)

FIBER-OPTIC COUPLER 5-HOLE  
 (112-5022)



(112-5482)  
 Ideal illumination • True daylight simulation  
 • Focused, uniform lighting Unrivaled  
 longevity • Over 50% brighter than  
 halogen



*Maxima*<sup>®</sup> *PRO* CARTRIDGE .....(112-5023)



*Maxima*<sup>®</sup> *Mini PRO* CARTRIDGE .....(112-5025)

Try It Now



THE  
*Maxima*<sup>®</sup>  
 EXPERIENCE



# Maxima<sup>®</sup> PRO 45

by  HENRY SCHEIN<sup>®</sup>

## GOLD SERIES

### HIGH TORQUE

with 19 W of cutting power

### MIDSIZED, ANGLED HEAD

for maximum access and visibility

### SIDE EXHAUST VENTS

direct air away from surgical site

### CERAMIC BEARING TECHNOLOGY

for quiet, smooth, extended operation

### ERGONOMIC DESIGN WITH CLEAN CONTOURS

reduces hand fatigue, increases control, and cleans easily

### PUSH-BUTTON AUTOCHUCK

for fast, effortless bur changing

### AFFORDABLE COST OF OWNERSHIP

quality repairs for less than half of other leading brands

### 1-YEAR WARRANTY

## L MODEL FEATURES

### INNOVATIVE LED TECHNOLOGY

for ideal illumination and unrivaled visibility and longevity

### CELLULAR GLASS ROD OPTICS

provide intense and absolute light coverage and resist deterioration

### MULTIFLEX CONNECTION

the industry standard for premium handpieces

Try It Now



Maxima<sup>®</sup> PRO 45.....(112-6771)  
Fixed 4-hole connection • Midsized head  
Push-button autochuck • 1-year warranty

Maxima<sup>®</sup> PRO 45L.....(112-6772)  
MULTIflex connection • Midsized head  
Push-button autochuck • 1-year warranty

Maxima<sup>®</sup> PRO 45 CARTRIDGE .....(112-6773)



# THE Maxima<sup>®</sup> EXPERIENCE

## HOW IT WORKS\*

1. Choose your Maxima Experience handpiece and call us at 1.800.367.3674 prompt 7 to receive it.
2. Use the handpiece in your practice for up to 10 days.
3. Contact a Henry Schein Sales Representative or ProRepair to order your new Maxima PRO or Maxima Elite 1:5.
4. After you receive your new Maxima PRO or Maxima Elite, return your Maxima Experience handpiece using the materials provided.

Not purchasing a Maxima PRO or Maxima Elite handpiece? Return the handpiece at the end of the 10-day trial period.

Additional details available at

[www.MaximaExperience.com](http://www.MaximaExperience.com)

\*\$9.99 shipping fee applies.

## AVAILABLE FOR:

<i>Maxima<sup>®</sup> PRO</i> .....(112-5017)	<i>Maxima<sup>®</sup> PRO 45</i> ..... (112-5681)	LTC MULTIFLEX COUPLER
<i>Maxima<sup>®</sup> Mini PRO</i> ..... (112-5018)	<i>Maxima<sup>®</sup> PRO 45L</i> ..... (112-5813)	LED 6-PIN ..... (112-5482)
<i>Maxima<sup>®</sup> PRO LTC</i> .....(112-5019)	<i>Maxima<sup>®</sup> ELITE 1:5</i> ..... (112-5681)	6-PIN..... (112-5021)
<i>Maxima<sup>®</sup> Mini PRO LTC</i> . (112-5020)	<i>Maxima<sup>®</sup> MINI ELITE 1:5</i> .... (112-5813)	5-HOLE ..... (112-5022)

\*Specify Coupler

\*Specify Coupler



**1-800-367-3674** prompt 7

[www.maximaexperience.com](http://www.maximaexperience.com)

[sales@maximaexperience.com](mailto:sales@maximaexperience.com)

# MASTER II

SILVER SERIES HIGH-SPEED HANDPIECE



## INCREASED POWER

30% more torque than original Master

## NEW GENERATION CANISTER CARTRIDGE

featuring clean-head design and easy replacement

## DUAL CHANNEL FIBER-OPTICS

for superior light coverage on Masterlight II models

## LIGHTWEIGHT ERGONOMIC DESIGN

reduces hand fatigue

## CERAMIC BEARING TECHNOLOGY

for increased durability and performance

## 6-MONTH WARRANTY

**MASTER II** ..... (900-4608)  
Manual chuck • Fixed 4-hole connection

**MASTER II PUSH-BUTTON** . (900-4609)  
Fixed 4-hole connection

**MASTER II MINI** ..... (900-4612)  
Smaller head for greater access and visibility  
Manual chuck • Fixed 4-hole connection

**MASTER II MINI PUSH-BUTTON** ..... (900-4613)  
Smaller head for greater access and visibility  
Fixed 4-hole connection

**MASTERLIGHT II FIBER-OPTIC** ..... (900-4610)  
Manual chuck • Fixed 5-hole connection

**MASTERLIGHT II FIBER-OPTIC PUSH-BUTTON** ..... (900-4611)  
Fixed 5-hole connection

# PRECISION-TORQUE™

SILVER SERIES HIGH-SPEED HANDPIECE



## ULTRA COMPACT HEAD

for superior visibility and accessibility

## NO LUBE MODELS

with ceramic bearing technology

## DUAL CHANNEL FIBER-OPTICS

for superior light coverage on fiber-optic models

## OPTIMUM POWER

450,000 RPM at 32 psi

## 6-MONTH WARRANTY

**PRECISION-TORQUE™**  
Manual chuck • Fixed 4-hole connection ..... (101-8786)

Manual chuck • Fixed 5-hole connection  
Fiber-optic .....(101-5335)

**PRECISION-TORQUE™**  
**PUSH-BUTTON**  
Fixed 4-hole connection.... (102-4339)

Fixed 5-hole connection  
Fiber-optic.....(102-7556)

**PRECISION-TORQUE™**  
**NO LUBE PUSH-BUTTON**  
Fixed 4-hole connection.....(112-5450)

Fixed 5-hole connection  
Fiber-optic ..... (112-5451)



# C-TYPE HANDPIECE

BRONZE SERIES HIGH-SPEED HANDPIECE

## GREAT VALUE IN A SLEEK ERGONOMIC DESIGN

### CANISTER TYPE CARTRIDGE

for easy chairside replacement

### POWERFUL

400,000 RPM at 32 psi

### SMOOTH FINISH

for easy maintenance

### FIXED 4-HOLE CONNECTION

with optional push-button autochuck

### 6-MONTH WARRANTY



C-TYPE  
MANUAL CHUCK ..... (112-4122)




C-TYPE MINI  
MANUAL CHUCK ..... (112-5578)



C-TYPE  
PUSH-BUTTON..... (112-6287)



C-TYPE MINI  
PUSH-BUTTON..... (112-5579)



C-TYPE  
MANUAL CARTRIDGE..... (112-3909)



C-TYPE MINI  
MANUAL CARTRIDGE..... (112-5580)



C-TYPE  
PUSH-BUTTON CARTRIDGE.. (112-8215)



C-TYPE MINI  
PUSH-BUTTON CARTRIDGE ....(112-5581)

## CERAMIC REPLACEMENT TURBINES AND ACCESSORIES

### INCREASED DURABILITY

lighter ceramic balls reduce internal forces caused by high-speed rotation

### QUIETER AND SMOOTHER OPERATION

noise & vibration are reduced as a result of lower loads

### DYNAMICALLY BALANCED

for unrivaled performance

### ISO SPECIFICATIONS EXCEEDED

increasing life and reducing noise and vibration

### REDUCED WEAR

ceramic balls are twice as hard as steel balls

### HEAT-TREATED AND PRECISION GROUND SPINDLES

for superior wear resistance and long life

### INCLUDE CAPWRENCH

### 6-MONTH WARRANTY TURBINES

FOR MIDWEST QUIET-AIR  
MANUAL..... (112-5502)

FOR MIDWEST QUIET-AIR  
POWER LEVER..... (112-5492)

FOR MIDWEST TRADITION  
MANUAL..... (112-5504)

FOR MIDWEST TRADITION  
POWER LEVER..... (112-5493)

FOR MIDWEST TRADITION/XGT  
PUSH-BUTTON..... (112-5494)

FOR STAR 430 VISTA &  
ADVANTAGE MANUAL..... (112-5501)

FOR IMPACT AIR 45 ..... (112-5496)

FOR NSK PANA-AIR  
MANUAL..... (112-5499)

FOR NSK PANA-AIR  
PUSH-BUTTON..... (112-5500)

FOR LARES 757  
EURO & ULTRA ..... (112-5491)

FOR LARES 757  
WORKHORSE..... (112-5490)

FOR LARES 557  
EURO & ULTRA ..... (112-5489)

### 1-YEAR WARRANTY TURBINES

FOR STAR 430 & SOLARA  
LUBE-FREE..... (112-5495)

FOR NSK TI-MAX &  
N/NL 9000 ..... (112-5497)

FOR NSK N-75 & N-85..... (112-5498)

FOR ADEC/W&H  
SYNEA TA-96 ..... (112-5485)

FOR ADEC/W&H  
SYNEA TA-97 ..... (112-5486)

FOR ADEC/W&H  
SYNEA TA-98..... (112-5487)

### CLEANERS AND LUBRICANTS

SPRAY & CLEAN..... (102-8721)

MASTER HANDPIECE  
LUBRICANT OIL ..... (112-6770)



# Maxima® ELITE 1:5

ELECTRIC HIGH-SPEED CONTRA ANGLE



**LIGHTWEIGHT TITANIUM BODY**  
increases durability, resists corrosion

**QUIET VIBRATION-FREE OPERATION**  
for outstanding performance

**ERGONOMIC DESIGN AND SMOOTH FINISH**  
increase control and clean easily

**CERAMIC BEARING TECHNOLOGY**  
for quiet, smooth, extended operation

**HIGH TORQUE AND CONSISTENT SPEED**  
for maximum performance

**CELLULAR GLASS ROD OPTICS**  
provide optimal illumination and resist deterioration

**MULTI-PORT SPRAY**  
provides effective cooling

**MINI HEAD**  
provides unsurpassed access

**UNIVERSAL E-TYPE CONNECTION**  
for use with various systems

**2-YEAR WARRANTY**

**MAXIMA ELITE 1:5**.....  
(112-5681)

**MAXIMA MINI ELITE 1:5**.....  
(112-5813)



# Maxima®

## LOW-SPEED ATTACHMENTS

CONSISTENT RELIABLE  
PERFORMANCE

LONG USEFUL LIFE

NO LUBE MOTORS

4-HOLE CONNECTION

1-YEAR WARRANTY ON MOTORS  
AND ATTACHMENTS

6-MONTH WARRANTY ON  
HEADS



### MAXIMA® M

Designed for use with Shorty® and Rhino  
XP® motors

#### CONTRA ANGLE

6-month warranty.....(112-5742)

#### STRAIGHT ATTACHMENT

6-month warranty.....(112-3972)

#### LATCH HEAD

3-month warranty.....(112-6007)

#### PUSH-BUTTON LATCH HEAD

3-month warranty.....(112-6005)

### MAXIMA® S

Designed for use with Titan® I, II, and 3  
motors • Requires minimal maintenance

#### MOTOR TO ANGLE ADAPTER

6-month warranty.....(112-4150)

#### STRAIGHT ATTACHMENT

6-month warranty.....(112-5901)

#### LATCH HEAD

3-month warranty.....(112-6006)

#### PUSH-BUTTON LATCH HEAD

3-month warranty.....(112-6004)

### MAXIMA® N

Designed for use with NSK • Requires  
minimal maintenance

#### CONTRA ANGLE SHEATH

6-month warranty.....(112-6015)

#### STRAIGHT ATTACHMENT

6-month warranty.....(112-6017)

#### LATCH HEAD

6-month warranty.....(112-6013)

#### PUSH-BUTTON LATCH HEAD

6-month warranty.....(112-6012)

# Maxima® T-STYLE

## LOW-SPEED HANDPIECE SYSTEM

CONSISTENT RELIABLE PERFORMANCE  
LONG USEFUL LIFE  
NO LUBE MOTORS  
4-HOLE CONNECTION  
1-YEAR WARRANTY ON MOTORS AND ATTACHMENTS  
6-MONTH WARRANTY ON HEADS

20,000 RPM MOTOR ..... (112-5542)  
5000 RPM MOTOR ..... (112-5538)  
TORQUE MULTIPLIER 4:1 ..... (112-5541)  
STRAIGHT ATTACHMENT ..... (112-5536)  
CONTRA ANGLE ..... (112-5537)  
PUSH-BUTTON LATCH HEAD . (112-5543)  
LATCH HEAD ..... (112-5540)  
PROPHY HEAD SCREW TYPE .. (112-5539)



# E-TYPE LOW-SPEED

## LOW-SPEED HANDPIECE SYSTEM

**SPEED & DIRECTION CONTROL**  
for a variety of procedures

**5000 AND 20,000 RPM  
MOTORS AVAILABLE**

**ECONOMICAL WORKHORSE**  
provides great value

**1-YEAR WARRANTY**  
on motors and attachments



5000 RPM MOTOR ..... (102-4606)  
20,000 RPM MOTOR ..... (102-5106)  
STRAIGHT ATTACHMENT 1:1 ..... (102-4540)  
STRAIGHT ATTACHMENT 4:1 ..... (102-9278)  
CONTRA ANGLE SHEATH 1:1 ..... (102-4542)

CONTRA ANGLE SHEATH 4:1 ..... (102-6953)  
FRICTION-GRIP HEAD ..... (102-5461)  
PROPHY HEAD SNAP-ON ..... (102-4544)  
LATCH HEAD ..... (102-7859)

# MASTER TORQUE II

PREMIUM E-TYPE LOW-SPEED SYSTEM



5500 RPM SYSTEM.....(900-4629)	CONTRA ANGLE SHEATH 1:1..(900-4623)
22,000 RPM SYSTEM.....(900-4628)	LATCH HEAD.....(100-2702)
5500 RPM MOTOR.....(900-4621)	PUSH-BUTTON LATCH HEAD.....(900-4625)
22,000 RPM MOTOR.....(900-4620)	PUSH-BUTTON FRICTION GRIP HEAD.....(900-4624)
STRAIGHT ATTACHMENT 1:1..(900-4622)	

**DURABLE TEXTURED SURFACE**

for comfortable grip

**NEW ERGONOMIC DESIGN**

**HIGH TORQUE AND HIGH PRECISION**

**PUSH-BUTTON LATCH HEAD**  
allows for quick and easy change

**EASY CONTROL**  
of speed and direction

**QUIET & VIBRATION-FREE**

**5500 & 22,000 RPM MOTORS**

**1-YEAR WARRANTY**  
on systems & motors

**PROPHY HEAD SCREW-IN.....(900-4626)**

**PROPHY HEAD SNAP-ON.....(900-4627)**

# MASTER TORQUE *ST*

PREMIUM STRAIGHT LOW-SPEED HANDPIECE



**ALL-IN-ONE HANDPIECE DESIGN**  
Unique, light-weight and versatile

**ACCEPTS DISPOSABLE OR METAL PROPHY ANGLES, U-STYLE CONTRA ANGLES, & STRAIGHT BURS**

**OPTIMUM LOW-SPEED PERFORMANCE**  
Ideally suited for hygiene procedures

**VARIABLE SPEED**  
0 - 5500 rpm with  
dual direction operation

**360° NOSE CONE SWIVEL**  
Reduce hand fatigue

**STAINLESS STEEL**  
Durable & corrosion resistant connection

**FULLY AUTOCLAVABLE**

**2-YEAR WARRANTY**

**MASTER TORQUE ST.....(112-5997)**

# ACCLEAN®

HYGIENIST HANDPIECE



**LIGHTWEIGHT AND ERGONOMICALLY DESIGNED**  
to provide comfort and reduce hand fatigue

**QUIET OPERATION**  
lessens patient anxiety

**NO LUBE MOTOR**  
requires no routine maintenance

**FOR DISPOSABLE PROPHY ANGLES** .....(112-5544)

# ACCLEAN®

SONIC SCALER



**STAINLESS STEEL CONSTRUCTION**  
for durability & increased longevity

**SWIVEL MODEL AVAILABLE**  
reduces hand strain & fits Star coupler

**HIGH-QUALITY ENGINEERING**  
for safe, efficient, gentle prophylaxis action

**INCLUDES 3 TIPS & TIP WRENCH**

**6-MONTH WARRANTY**

**FIXED 4-HOLE CONNECTION** .(900-4012)

**SWIVEL MODEL** .....(900-4590)

**PERIO TIP** .....(100-7372)

**SICKLE TIP** .....(100-1043)

**UNIVERSAL TIP** .....(100-3891)

**TIP WRENCH**.....(900-4652)

# MASTER L35

## LABORATORY HANDPIECE SYSTEM



ADVANCED OVERLOAD PROTECTION

CERAMIC BEARING TECHNOLOGY

POWERFUL WITH PRECISION CUTTING

HEAVY-DUTY DURABLE CONSTRUCTION

VARIABLE SPEED FOOT CONTROL

1-YEAR WARRANTY

MASTER L35 LABORATORY HANDPIECE SYSTEM.....(112-5641)

MASTER L35 HANDPIECE ..... (112-5642)

# Maxima<sup>®</sup> XL

## MICROMOTOR LABORATORY SYSTEM



HIGH-TORQUE BRUSHLESS SYSTEM  
nearly twice the power of motor brush models

EFFORTLESS SPEED CONTROL  
between 1000 - 50,000 RPM

EASY-TO-READ DIGITAL DISPLAY

ERGONOMIC DESIGN

LIGHTWEIGHT COMPACT DESIGN

DUST-PROOF MECHANISM

LOW VIBRATION

AUTO SPEED FUNCTION

MAXIMA<sup>®</sup> XL ..... (112-5030)



# Maxima® RU1200

LED CURING LIGHT



**AUTO RAMP-UP**  
minimizes composite shrinkage

**HIGH POWER PERFORMANCE**  
light intensity exceeds 1200 mW/cm<sup>2</sup>

**ANTI-GLARE, GLASS LIGHT GUIDE**  
focuses light on restoration

**FLEXIBLE CURING TIMES**  
from 5-30 seconds

**ANGLED LIGHT GUIDE ROTATES 360°**  
providing enhanced access

**LITHIUM-ION BATTERY**  
over 750 10-second cycles per charge

**DIGITAL DISPLAY**  
with one-touch operation

**SIMPLE STERILIZATION**  
removable, autoclavable light guide

**1-YEAR WARRANTY**

**MAXIMA RU1200**  
LED CURING LIGHT..... (112-6227)

# Maxima® LED

HIGH OUTPUT CURING LIGHT



**OUTPUT INTENSITY EXCEEDS 1500 MW/CM<sup>2</sup>**  
providing ultrafast curing times

**THREE CURING MODES**  
full power, ramp-up, and pulse

**LIGHTWEIGHT, ERGONOMICAL DESIGN**  
for ease of use and less fatigue

**QUIET COOLING FAN**  
prevents overheating

**PROGRAMMABLE CURING TIMES IN 5-SECOND INCREMENTS**

**BUILT-IN LIGHT METER**  
CHARGING BASE INDICATES BATTERY STATUS

**AUTO SHUT-OFF**  
AFTER 90 SECONDS

**1-YEAR WARRANTY**

**MAXIMA LED**  
HIGH OUTPUT..... (900-4591)

# Maxima® Light Meter



**UNIVERSAL USE**  
for LED and halogen lights

**DUAL MEASUREMENT**  
of curing intensity and  
light guide temperature

**TEMPERATURE FEATURE**  
provides overheating safeguard

**INSTANTANEOUS DIGITAL DISPLAY**

**COMPACT AND EASY-TO-USE  
DESIGN**

**1-YEAR WARRANTY**

**MAXIMA CURING  
LIGHT METER ..... (112-6018)**

# CU 1000

**HIGH OUTPUT CURING LIGHT**



**BUILT-IN RADIOMETER**  
to measure intensity & compensate for  
light deterioration

**FEATURES 2 MODES**  
full power and ramp-up

**INTERNAL COOLING FAN**  
to prevent overheating

**AUDIBLE BEEPER AT 5- OR 10-SEC-  
OND INTERVALS**

**1-YEAR WARRANTY**

**CU 1000 ..... (900-4542)**

# ALGINATE MIXER

COMPLETE AND UNIFORM MIXING IN 8 SECONDS

SMOOTH, UNIFORM, BUBBLE-FREE MIXING IN 8 SECONDS

ENSURES HIGH-QUALITY, MORE ACCURATE IMPRESSIONS

EXCEPTIONAL PERFORMANCE WITH CYCLE-TIME FLEXIBILITY OF 1-16 SECONDS

PROGRAMMABLE MEMORY FOR 3 MIXING CYCLE

REDUCES ALGINATE WASTE AND DOWNTIME

EASY TO USE AND READ DIGITAL, TOUCH-PAD CONTROL PANEL

8-PIECE ACCESSORY KIT INCLUDED

MAXIMA® XL

(112-5030) Ea. 1,099.9



Available through

 **HENRY SCHEIN®**  
DENTAL

To Order: 1-800-372-4346 8am-9pm (et)

To Fax: 1-800-732-7023 24 Hours

[www.henryscheindental.com](http://www.henryscheindental.com)



# HENRY SCHEIN® BRAND



## A COMPLETE LINE OF HANDPIECES AND SMALL EQUIPMENT BY HENRY SCHEIN®

Whatever your requirements, our Henry Schein Brand® handpiece and small equipment product line has a solution that provides impressive performance, exceptional value, and the quality you deserve.

Henry Schein Brand® products offer the best long-term value for your practice – an attractive purchase price combined with affordable repairs.

Henry Schein Brand® handpieces, accessories and small equipment are fully warranted and serviced by Henry Schein ProRepair®. This provides you with convenient, economical, and high-quality service.



 HENRY SCHEIN®  
DENTAL

**Call to order 1.800.372.4346 8am - 9pm (ET)**

**Fax: 1.800.732.7023 24 Hours**

**[www.henryscheindental.com](http://www.henryscheindental.com)**